

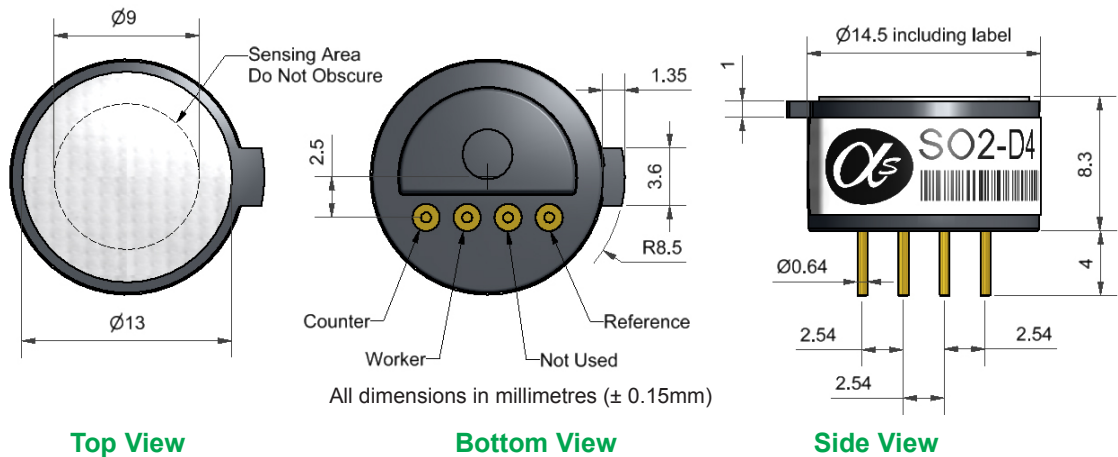


SO2-D4 Sulfur Dioxide Sensor

Miniature Size



Figure 1 SO2-D4 Schematic Diagram



Technical Specification

PERFORMANCE	Sensitivity	nA/ppm in 10ppm SO ₂	180 to 420
	Response time	t ₉₀ (s) from zero to 10ppm SO ₂	< 15
	Zero current	ppm equivalent in zero air	± 0.7
	Resolution	RMS noise (ppm equivalent)	< 0.2
	Range	ppm limit of performance warranty	20
	Linearity	ppm error at full scale, linear at zero and 10ppm	< 5
	Overgas limit	maximum ppm for stable response to gas pulse	50
LIFETIME	Zero drift	ppm equivalent change/year in lab air	< 0.2
	Sensitivity drift	% change/year in lab air, monthly test	< 6
	Operating life	months until 80% original signal (24 month warranted)	> 24
ENVIRONMENTAL	Sensitivity @ -20°C	% (output @ -20°C/output @ 20°C) 10ppm	72 to 88
	Sensitivity @ 50°C	% (output @ 50°C/output @ 20°C) 10ppm	74 to 95
	Zero @ -20°C	ppm equivalent change from 20°C	< ± 0.5
	Zero @ 50°C	ppm equivalent change from 20°C	< ± 0.5
CROSS SENSITIVITY	H ₂ S sensitivity	% measured gas @ 20ppm	< 400
	NO ₂ sensitivity	% measured gas @ 10ppm	< -120
	Cl ₂ sensitivity	% measured gas @ 10ppm	< -60
	NO sensitivity	% measured gas @ 50ppm	< 3
	CO sensitivity	% measured gas @ 400ppm	< 0.5
	H ₂ sensitivity	% measured gas @ 400ppm	< 0.2
	C ₂ H ₄ sensitivity	% measured gas @ 400ppm	< 15
	NH ₃ sensitivity	% measured gas @ 20ppm	< 0.1
CO ₂ sensitivity	% measured gas @ 10%	< 0.1	
KEY SPECIFICATIONS	Temperature range	°C	-20 to 50
	Pressure range	kPa	80 to 120
	Humidity range	%rh (see note below)	15 to 90
	Storage period	months @ 3 to 20°C (stored in sealed pot)	6
	Load resistor	Ω (for optimum performance)	22
	Weight	g	< 2



At the end of the product's life, do not dispose of any electronic sensor, component or instrument in the domestic waste, but contact the instrument manufacturer, Alphasense or its distributor for disposal instructions.

NOTE: all sensors are tested at ambient environmental conditions, with 47 ohm load resistor, unless otherwise stated. As applications of use are outside our control, the information provided is given without legal responsibility. Customers should test under their own conditions, to ensure that the sensors are suitable for their own requirements.



SO₂-D4 Performance Data

Technical Specification

Figure 2 Sensitivity Temperature Dependence

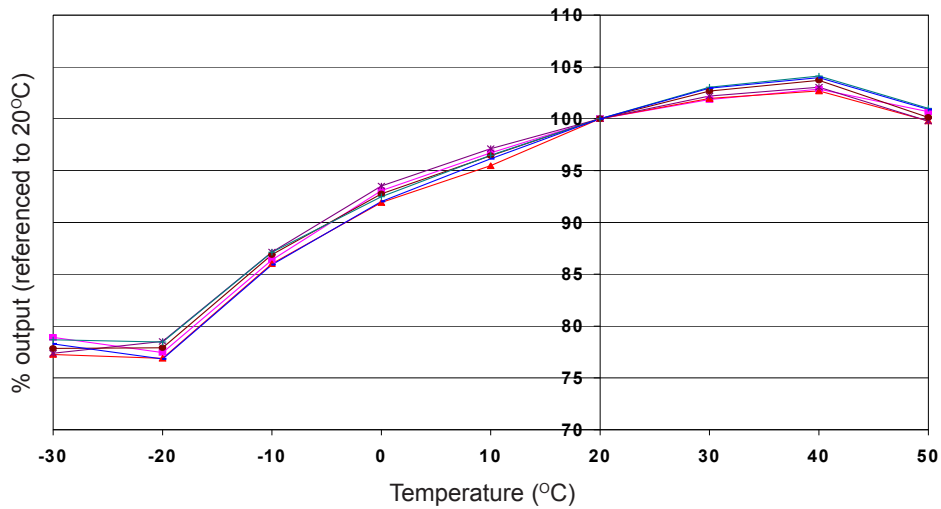


Figure 2 shows the variation in sensitivity caused by changes in temperature. This data is taken from a typical batch of sensors.

Figure 3 Zero Temperature Dependence

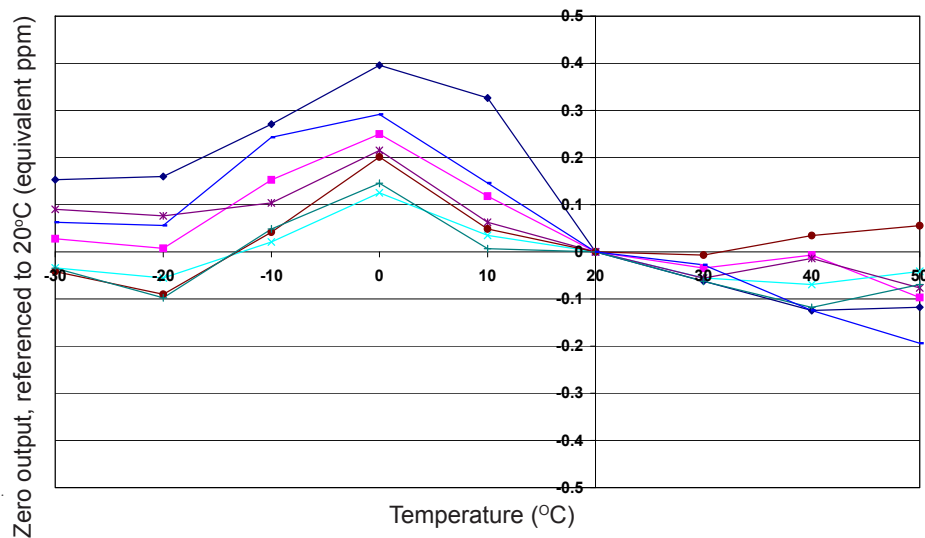
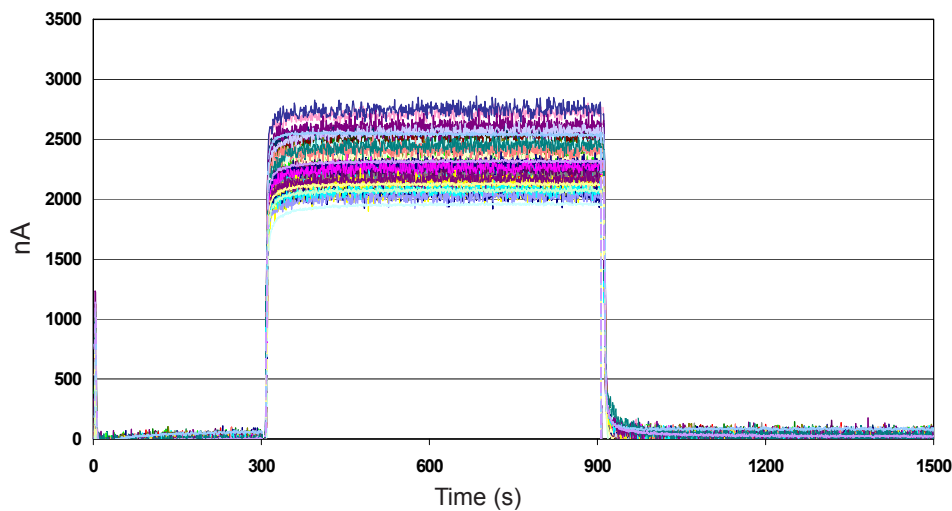


Figure 3 shows the variation in zero output caused by changes in temperature, expressed as ppm gas equivalent, referenced to zero at 20°C. This data is taken from a typical batch of sensors.

Figure 4 Response to 10ppm SO₂



Typical batch of 64 sensors all respond rapidly and repeatably to 10ppm SO₂.

For further information on the performance of this sensor, on other sensors in the range or any other subject, please contact Alphasense Ltd. For Application Notes visit "www.alphasense.com".

In the interest of continued product improvement, we reserve the right to change design features and specifications without prior notification. The data contained in this document is for guidance only. Alphasense Ltd accepts no liability for any consequential losses, injury or damage resulting from the use of this document or the information contained within. (©ALPHASENSE LTD) Doc. Ref. SO₂-D4/JAN15